

HKSDK Per Customer Pricebook

Requires: Moneyworks v7

What it does

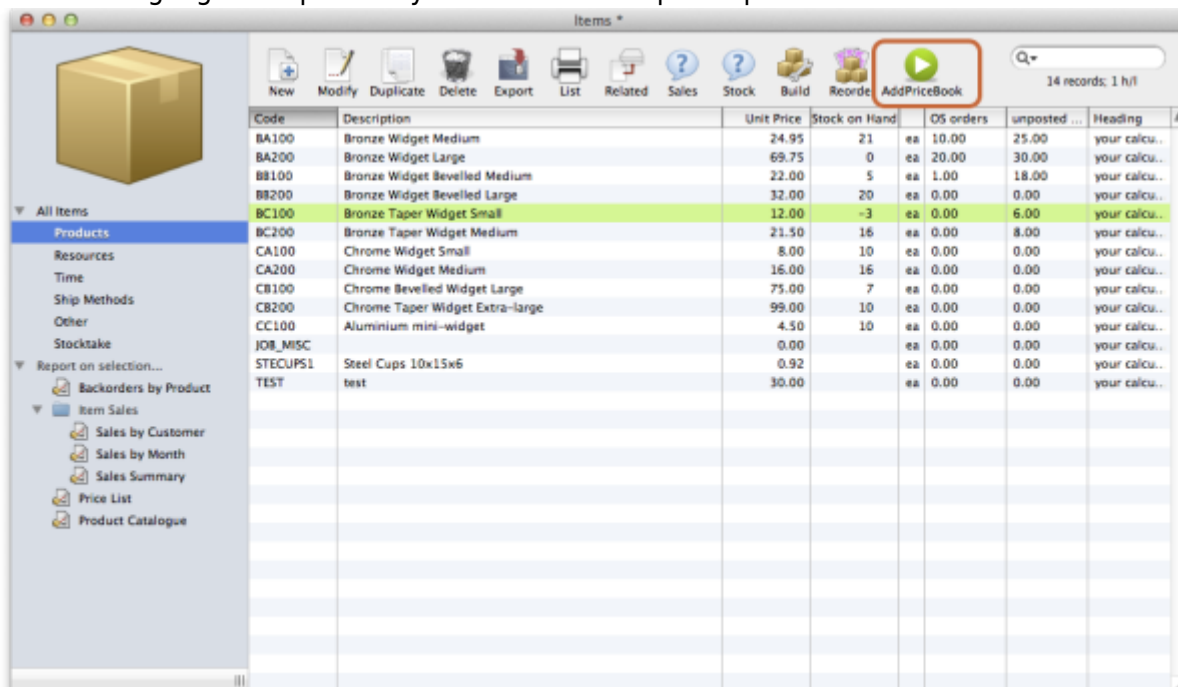
This Moneyworks script allows you to record and use a set of prices for each product for each of your customers. Prices can include price breaks for different quantities.

Installation

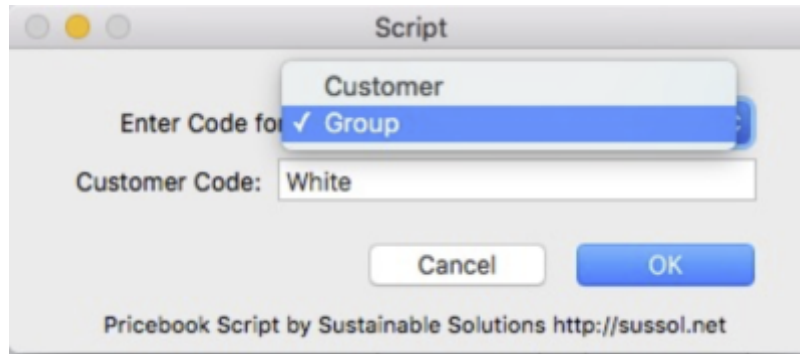
Double-click the script supplied by Sustainable Solutions. That's it. For viewing prices, you need to install the pricebook report we will supply you into the **reports** folder inside your **Moneyworks Custom Plug-ins** folder

Setting prices for a product

1. Show the product list by choosing **Show > Products**
2. Locate then highlight the product you wish to set a special price for

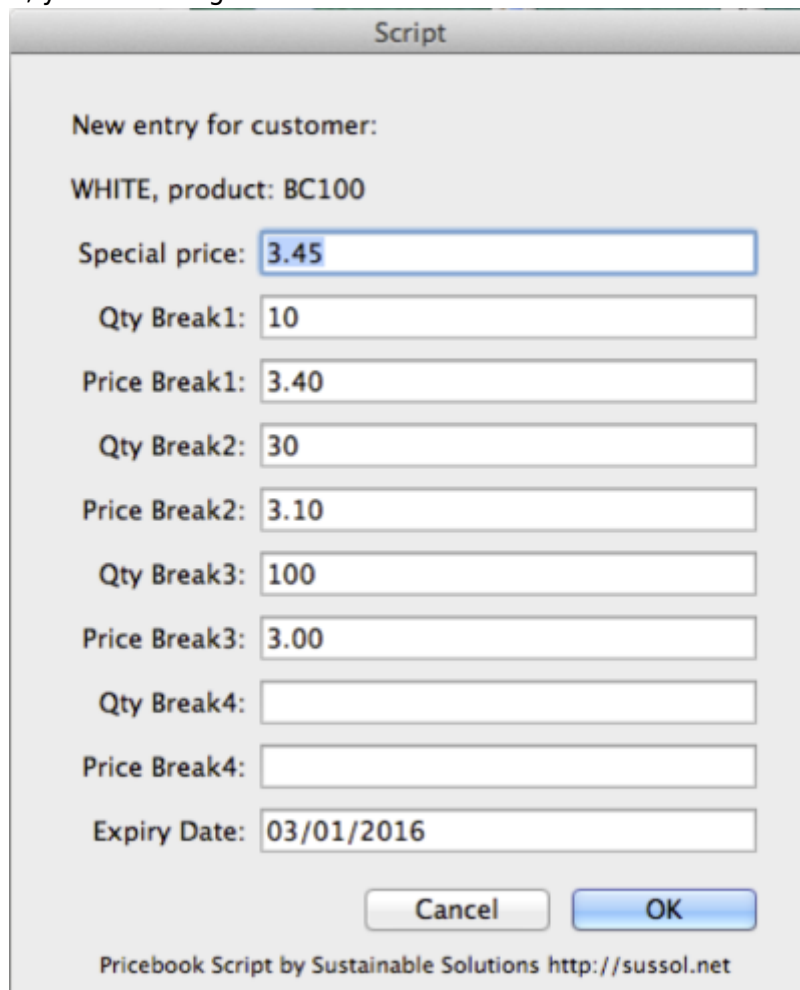


- 3.
4. Click the **Pricebook** button in the toolbar
5. You'll be asked to select the customer or Group:



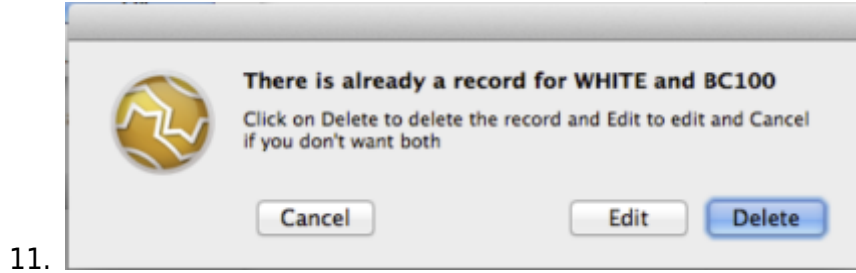
6.

- 7. Select customer for customer code and Group for customer group code. Customers are grouped by Customer Category 4.
- 8. You'll be alerted if you enter an invalid code, else if you enter a valid customer code and the values in the window are blank, you're adding a new product/customer combination. If values are already filled in, you're editing:



9.

- 1. You only have to fill in a price. Other fields are optional
 - 2. If there is no expiry date for the special prices, enter a date well into the future (e.g. 1/1/50) else it will take default future date. You can't leave it blank.
10. You will get an alert if the record is already in the price book. You can choose to delete or edit the record.



Viewing prices

1. To view prices, select items in Items list and choose **Pricebook Product table** from the reports menu:

| Price Book | | | | | | | | | | | |
|---------------|--------------|---------------|------------|--------------|------------|--------------|------------|--------------|------------|--------------|----------|
| Customer Code | Product Code | Special Price | Qty Break1 | Price Break1 | Qty Break2 | Price Break2 | Qty Break3 | Price Break3 | Qty Break4 | Price Break4 | Exp Date |
| BSUPP | BA100 | 20 | 5 | 18 | 10 | 15 | 15 | 12 | 20 | 10 | 28/2/11 |
| BSUPP | BA200 | 60 | 10 | 58 | 20 | 55 | 30 | 50 | 40 | 40 | 31/12/13 |
| BROWN | BA200 | 65 | 5 | 60 | 10 | 50 | | | | | 30/11/10 |
| BROWN | BA100 | 25 | 3 | 22 | 5 | 20 | 10 | 15 | | | 31/12/10 |
| WHITE | BC100 | 22 | 2 | 20 | 5 | 15 | 10 | 9 | | | 1/3/16 |
| BROWN | BC100 | 3.45 | 10 | 3.40 | 30 | 3.10 | 100 | 3.00 | | | 1/3/16 |

- 2.

Using special prices

- Click "Pricebook" icon at the top of sales order and if there is a combination of customer and product that has special pricing, that pricing will be used.

Debtor: BROWN
 Invoice #: 2134
 Order #:
 To: Brown Suppliers
 Description:
 User 1: User 2: User 3: 002 User 4:
 User 5: User 6:
 Amount: 138.00 Deposit

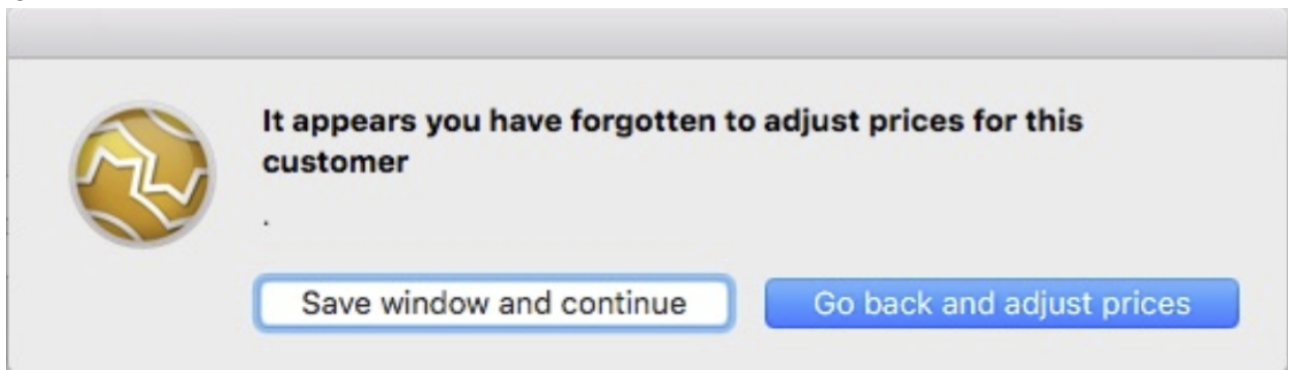
Period: Jan:2015/16 ends 31/01/2016
 Date: 31/01/2016 Price Code: A
 Due Date: 20/02/2016

| Item | Qty | Description | Unit Price | per | Disc.% | Extension | TC | Job | Serial/Batch | Date | Location |
|-------|-----|----------------------|------------|-----|--------|-----------|----|-----|--------------|------|----------|
| CA200 | 10 | Chrome Widget Medium | 12.00 | ea | 0 | 120.00 | G | | | | |

Total Cost of Goods: £68.48
 Total Margin: £51.52 / 43%

Subtot: 120.00
 GST: 18.00
 Total: 138.00

- If the quantity or item code is changed after pricebook is applied, you will have to update the prices by clicking pricebook button again.
- If you missed to apply pricebook for a combination of customer and product that has special pricing, you will get following alert. You can either go back and apply pricebook or continue as it is.



Important Caveats

If you change the product or name code of an item, the special pricing information will be lost. You will have to re-enter the information for any customer/item combinations that are affected.

Technical information

This script uses Moneyworks' user2 table to store information

| Field | Data stored |
|--------|---|
| Key | concatenated product code plus name code |
| Text | the special price(s) of the item along with the price breaks in format special_price;pricebreak1-specialprice1;pricebreak2-specialprice2;etc (Set to "-1" if the record is no longer needed) |
| Date1 | The expiry date of the price. Set to 1/1/2040 if you don't want the item to expire |
| Float1 | The percentage discount for the item when supplied to this customer. Set to zero if special prices, not discounts are to be used |

From:
<http://www.docs.sussol.net/> - **Sussol Docs**

Permanent link:
http://www.docs.sussol.net/doku.php/moneyworks:hksdk_per_customer_pricebook?rev=1452684929

Last update: **2016/01/13 11:35**

