

# HKSDK Per Customer Pricebook

Requires: Moneyworks v7

## What it does

This Moneyworks script allows you to record and use a set of prices for each product for each of your customers. Prices can include price breaks for different quantities.

## Installation

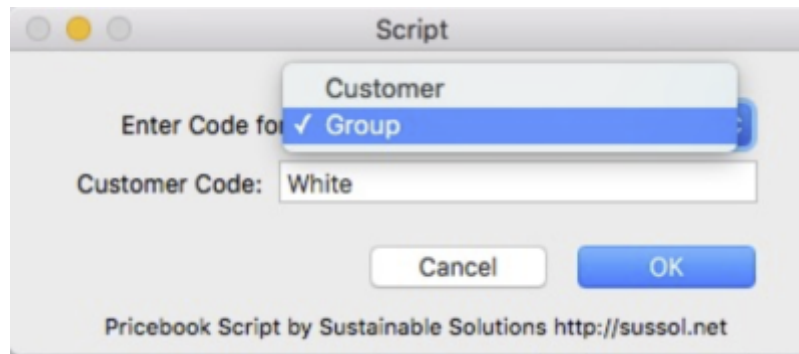
Double-click the script supplied by Sustainable Solutions. That's it. For viewing prices, you need to install the pricebook report we will supply you into the **reports** folder inside your **Moneyworks Custom Plug-ins** folder

## Setting prices for a product

1. Show the product list by choosing **Show > Products**
2. Locate then highlight the product you wish to set a special price for

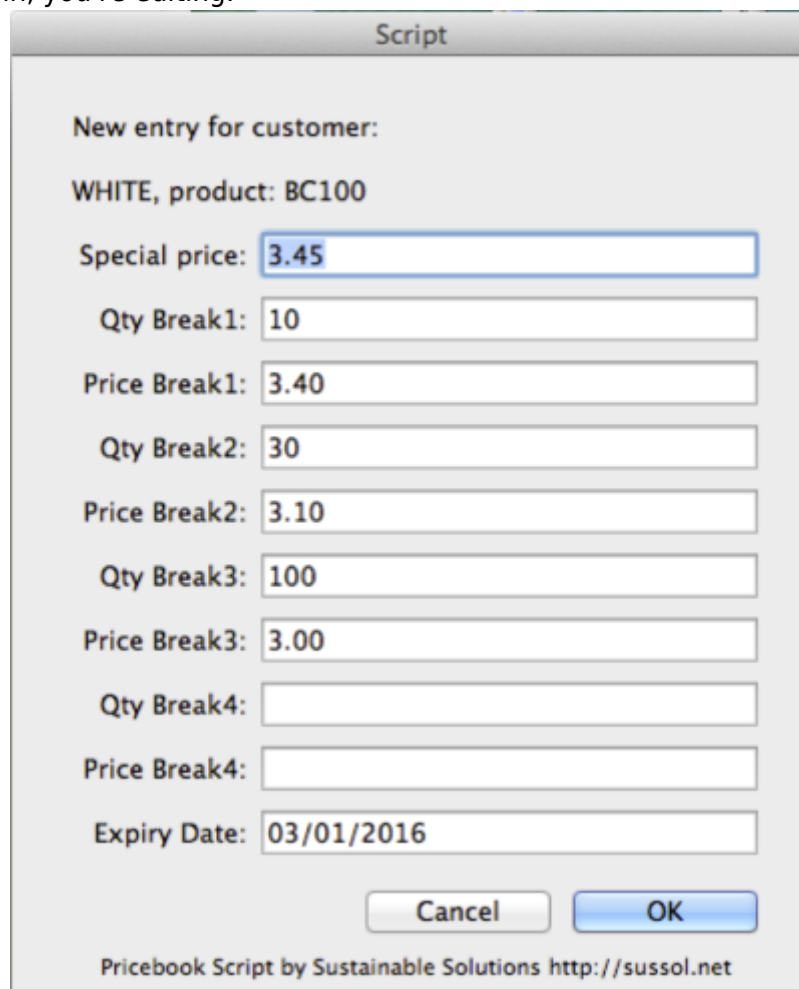


- 3.
4. Click the **Pricebook** button in the toolbar
5. You'll be asked to select the customer or Group:



6.

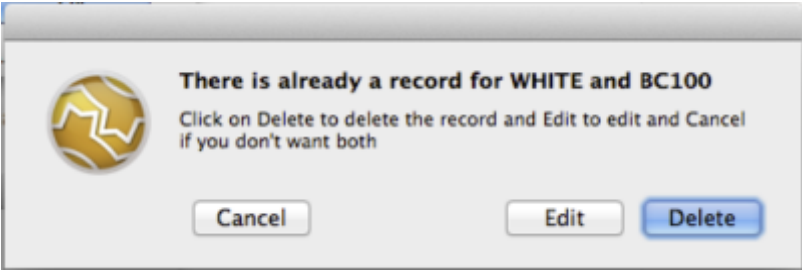
7. Select customer for customer code and Group for customer group code. Customers are grouped by Customer Category 4.
8. You'll be alerted if you enter an invalid code, else if you enter a valid customer code and the values in the window are blank, you're adding a new product/customer combination. If values are already filled in, you're editing:



9.

1. You only have to fill in a price. Other fields are optional
  2. If there is no expiry date for the special prices, enter a date well into the future (e.g. 1/1/50) else it will take default future date. You can't leave it blank.
10. You will get an alert if the record is already in the price book. You can choose to delete or edit the record.

11.



Viewing prices

- 1. To view prices, select items in Items list and choose **Pricebook Product table** from the reports menu:

Price Book											
Customer Code	Product Code	Special Price	Qty Break1	Price Break1	Qty Break2	Price Break2	Qty Break3	Price Break3	Qty Break4	Price Break4	Exp Date
BSUPP	BA100	20	5	18	10	15	15	12	20	10	28/2/11
BSUPP	BA200	60	10	58	20	55	30	50	40	40	31/12/13
BROWN	BA200	65	5	60	10	50					30/11/10
BROWN	BA100	25	3	22	5	20	10	15			31/12/10
WHITE	BC100	22	2	20	5	15	10	9			1/3/16
BROWN	BC100	3.45	10	3.40	30	3.10	100	3.00			1/3/16

2.

Using special prices

- Click “Pricebook” icon at the top of sales order and if there is a combination of customer and product that has special pricing, that pricing will be used.

Sales Order \*

Sales Order

Reverse

Info

Fields

Add Note

Pricebook

Hold

Make Recurring

Setup

Image

Customer: BROWN

Quote/SO #: 2156

Order #:

To: Brown Suppliers

Description:

User 1:

User 2:

Order Total: 30.00

Date: 31/01/2016

Price Code: A

Due Date: 31/01/2016

Analysis:

Salesperson:

User 3:

Colour: None

Flag: P

All Order Lines

Backorders

Item	Order	SOH	Ship	B/O	Done	Description	Unit Price	per	Disc.%	Extension	TC	Job
BA100	1	48	1	0	0	Bronze Widget Medium	25.00	ea	0	25.00	V	

Freight Code:

Docket:

Freight Amt: 0.00

Total Cost of Goods: £13.27

Total Margin: £11.73 / 47%

Line Item Margin: £11.73 / 47%

Subtot: 25.00

VAT: 5.00

Shipment Total: 30.00

Process Order: Enter Order

Quote

Sales Order

Prev

Next

Cancel

OK

- If the quantity or item code is changed after pricebook is applied, you will have to update the

prices by clicking pricebook button again.

- If you missed to apply pricebook for a combination of customer and product that has special pricing, you will get following alert. You can either go back and apply pricebook or continue as it is.



## Important Caveats

If you change the product or name code of an item, the special pricing information will be lost. You will have to re-enter the information for any customer/item combinations that are affected.

## Technical information

This script uses Moneyworks' user2 table to store information

Field	Data stored
Key	concatenated product code plus name code
Text	the special price(s) of the item along with the price breaks in format special_price;pricebreak1-specialprice1;pricebreak2-specialprice2;etc (Set to "-1" if the record is no longer needed)
Date1	The expiry date of the price. Set to 1/1/2040 if you don't want the item to expire
Float1	The percentage discount for the item when supplied to this customer. Set to zero if special prices, not discounts are to be used

From:  
<http://www.docs.sussol.net/> - **Sussol Docs**

Permanent link:  
[http://www.docs.sussol.net/doku.php/moneyworks:hksdk\\_per\\_customer\\_pricebook?rev=1452685138](http://www.docs.sussol.net/doku.php/moneyworks:hksdk_per_customer_pricebook?rev=1452685138)

Last update: **2016/01/13 11:38**

