

# Per Customer Pricebook version 2

Requires: Moneyworks v7

## What it does

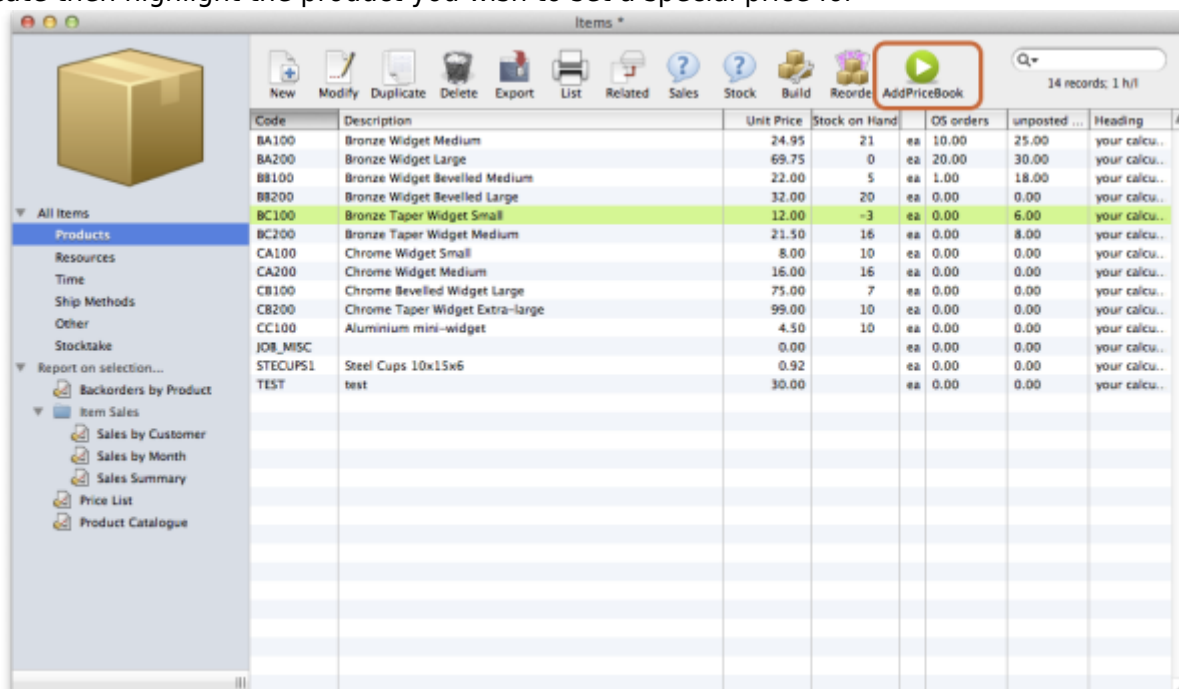
This Moneyworks script allows you to record and use a set of prices for each product for each of your customers. Prices can include price breaks for different quantities.

## Installation

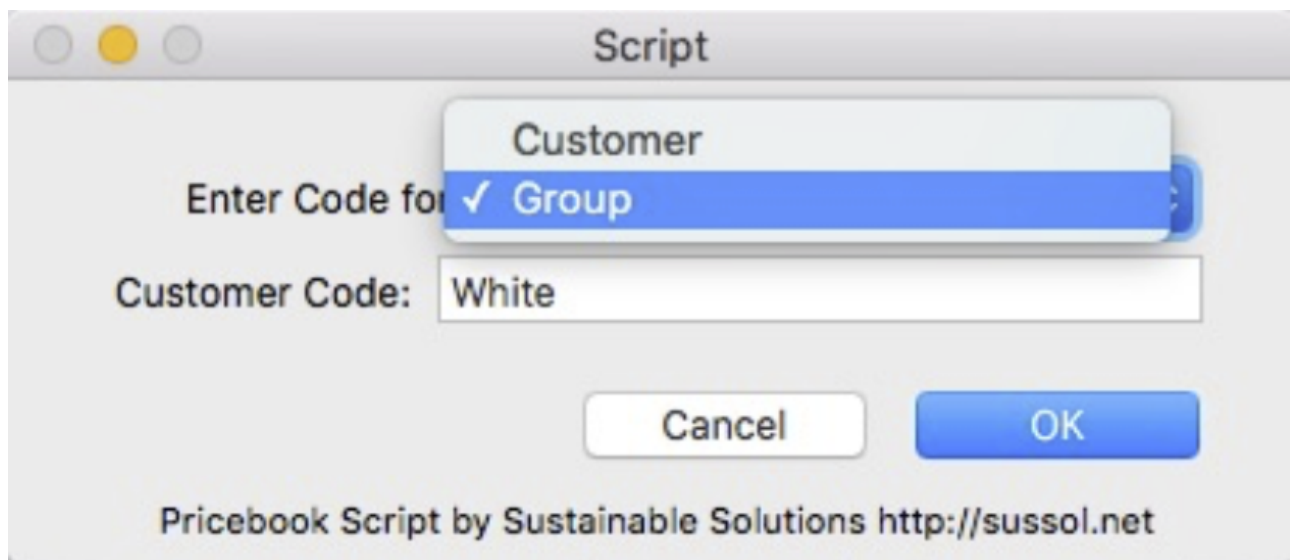
Double-click the script supplied by Sustainable Solutions. That's it. For viewing prices, you need to install the pricebook report we will supply you into the **reports** folder inside your **Moneyworks Custom Plug-ins** folder

## Setting prices for a product

1. Show the product list by choosing **Show > Products**
2. Locate then highlight the product you wish to set a special price for



- 3.
4. Click the **Pricebook** button in the toolbar
5. You'll be asked to enter the customer code:



Script

Customer

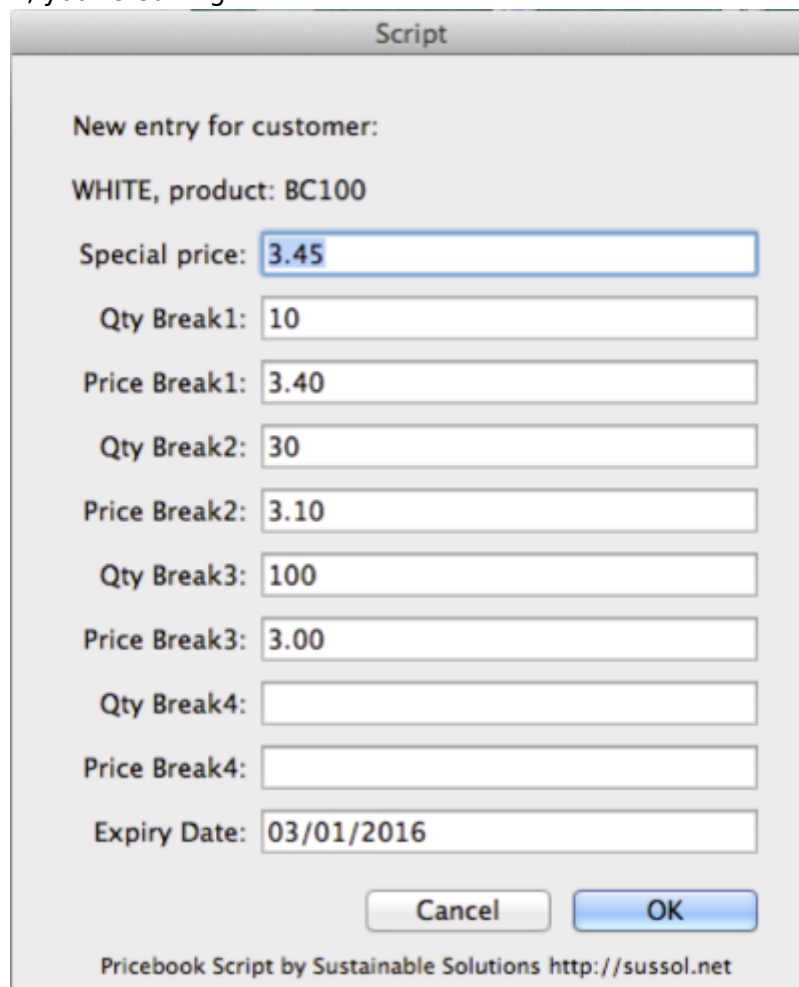
Enter Code for ✓ Group

Customer Code: White

Cancel OK

Pricebook Script by Sustainable Solutions <http://sussol.net>

- 6.
7. You'll be alerted if you enter an invalid code, else if you enter a valid customer code and the values in the window are blank, you're adding a new product/customer combination. If values are already filled in, you're editing:



Script

New entry for customer:

WHITE, product: BC100

Special price: 3.45

Qty Break1: 10

Price Break1: 3.40

Qty Break2: 30

Price Break2: 3.10

Qty Break3: 100

Price Break3: 3.00

Qty Break4:

Price Break4:

Expiry Date: 03/01/2016

Cancel OK

Pricebook Script by Sustainable Solutions <http://sussol.net>

8.
  1. You only have to fill in a price. Other fields are optional
  2. If there is no expiry date for the special prices, enter a date well into the future (e.g. 1/1/50). You can't leave it blank.

## Viewing prices

1. To view prices, choose **Pricebook Report** from the reports menu:

Price Book											
Customer Code	Product Code	Special Price	Qty Break1	Price Break1	Qty Break2	Price Break2	Qty Break3	Price Break3	Qty Break4	Price Break4	Exp Date
BSUPP	BA100	20	5	18	10	15	15	12	20	10	28/2/11
BSUPP	BA200	60	10	58	20	55	30	50	40	40	31/12/13
BROWN	BA200	65	5	60	10	50					30/11/10
BROWN	BA100	25	3	22	5	20	10	15			31/12/10
WHITE	BC100	22	2	20	5	15	10	9			1/3/16
BROWN	BC100	3.45	10	3.40	30	3.10	100	3.00			1/3/16

- 2.

## Using special prices

- There is nothing special you have to do. When entering a sales order or invoice, when you select a combination of custom and product that has special pricing, that pricing will be used. See the previous report example: customer “BSUPP” has a price of \$20 for the product BA100. The price is inserted automatically.

Sales Invoice \*

Reverse Info Fields Add Note

☐ Hold ☐ Make Recurring Setup

Debtor: BROWN ⇅ Period: Jan:2015/16 ends 31/01/2016 ⇅  
Invoice #: 2134 Date: 31/01/2016 Price Code: A ⇅  
Order #: Amount: 138.00 ☐ Deposit Due Date: 20/02/2016 ⇅

To: Brown Suppliers  
Description:  
User 1: User 2:  
User 5: User 6:

Analysis: Salesperson:  
User 3: 002 User 4:  
User 7: User 8:  
Colour: None Flag: P

By Account By Item

Item	Qty	Description	Unit Price	per	Disc.%	Extension	TC	Job	Serial/Batch	Date	Location
CA200	10	Chrome Widget Medium	12.00	ea	0	120.00	G				

Total Cost of Goods: £68.48 Subtot: 120.00  
Total Margin: £51.52 / 43% GST: 18.00  
Total: 138.00

Prev Next Cancel OK

- If the quantity was increased to above a price break level, the price is updated to the relevant price you've specified.

Last  
update: moneyworks:per\_customer\_pricebook\_v2 [http://www.docs.sussol.net/doku.php/moneyworks:per\\_customer\\_pricebook\\_v2?rev=1387401277](http://www.docs.sussol.net/doku.php/moneyworks:per_customer_pricebook_v2?rev=1387401277)  
2013/12/18 21:14

---

From:  
<http://www.docs.sussol.net/> - **Sussol Docs**

Permanent link:  
[http://www.docs.sussol.net/doku.php/moneyworks:per\\_customer\\_pricebook\\_v2?rev=1387401277](http://www.docs.sussol.net/doku.php/moneyworks:per_customer_pricebook_v2?rev=1387401277)

Last update: **2013/12/18 21:14**

