

# Per Customer Pricebook version 2

Requires: Moneyworks v7

## What it does

This Moneyworks script allows you to record and use a set of prices for each product for each of your customers. Prices can include price breaks for different quantities.

## Installation

Double-click the script supplied by Sustainable Solutions. That's it. For viewing prices, you need to install the pricebook report we will supply you into the **reports** folder inside your **Moneyworks Custom Plug-ins** folder

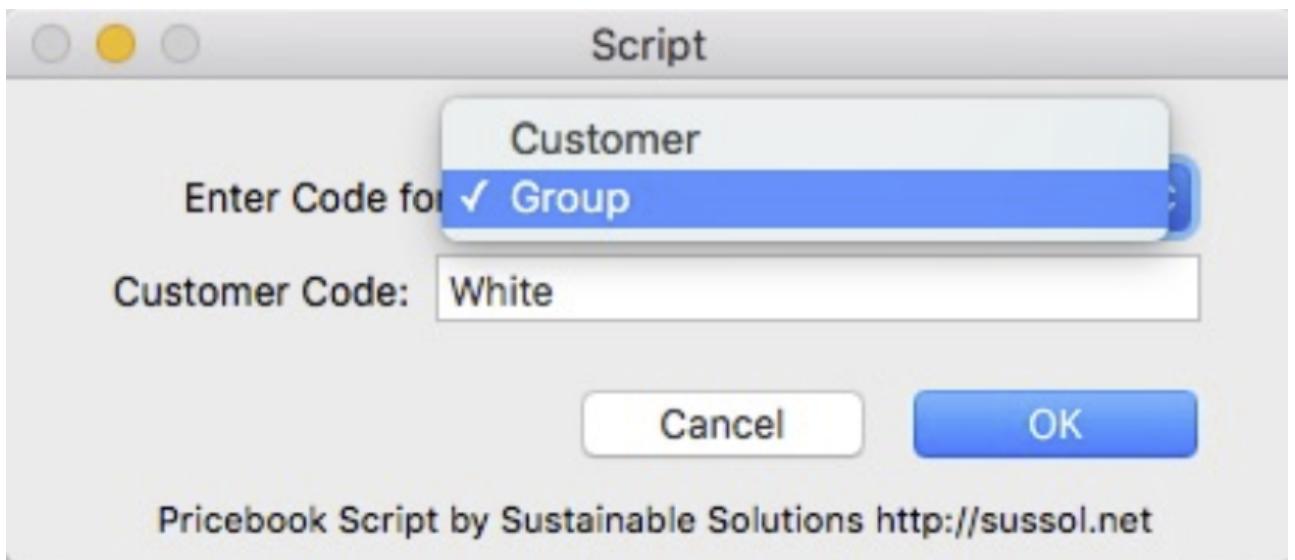
## Setting prices for a product

1. Show the product list by choosing **Show > Products**
2. Locate then highlight the product you wish to set a special price for

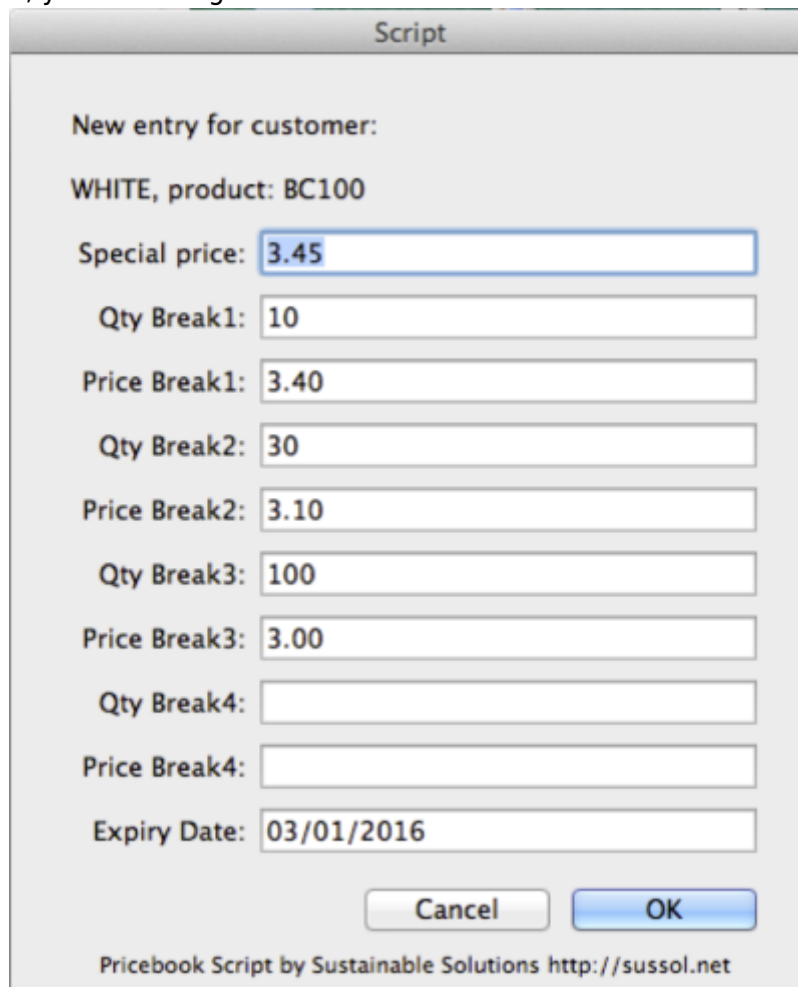


Code	Description	Unit Price	Stock on Hand	OS orders	unposted ...	Heading
BA100	Bronze Widget Medium	24.95	21	ea 10.00	25.00	your calcu...
BA200	Bronze Widget Large	69.75	0	ea 20.00	30.00	your calcu...
BB100	Bronze Widget Bevelled Medium	22.00	5	ea 1.00	18.00	your calcu...
BB200	Bronze Widget Bevelled Large	32.00	20	ea 0.00	0.00	your calcu...
BC100	Bronze Taper Widget Small	12.00	-3	ea 0.00	6.00	your calcu...
BC200	Bronze Taper Widget Medium	21.50	16	ea 0.00	8.00	your calcu...
CA100	Chrome Widget Small	8.00	10	ea 0.00	0.00	your calcu...
CA200	Chrome Widget Medium	16.00	16	ea 0.00	0.00	your calcu...
CB100	Chrome Bevelled Widget Large	75.00	7	ea 0.00	0.00	your calcu...
CB200	Chrome Taper Widget Extra-large	99.00	10	ea 0.00	0.00	your calcu...
CC100	Aluminium mini-widget	4.50	10	ea 0.00	0.00	your calcu...
JOB_MISC		0.00		ea 0.00	0.00	your calcu...
STECUPS1	Steel Cups 10x15x6	0.92		ea 0.00	0.00	your calcu...
TEST	test	30.00		ea 0.00	0.00	your calcu...

- 3.
4. Click the **Pricebook** button in the toolbar
5. You'll be asked to enter the customer code:



- 6.
- 7. You'll be alerted if you enter an invalid code, else if you enter a valid customer code and the values in the window are blank, you're adding a new product/customer combination. If values are already filled in, you're editing:



- 8.
  - 1. You only have to fill in a price. Other fields are optional
  - 2. If there is no expiry date for the special prices, enter a date well into the future (e.g. 1/1/50). You can't leave it blank.

# Viewing prices

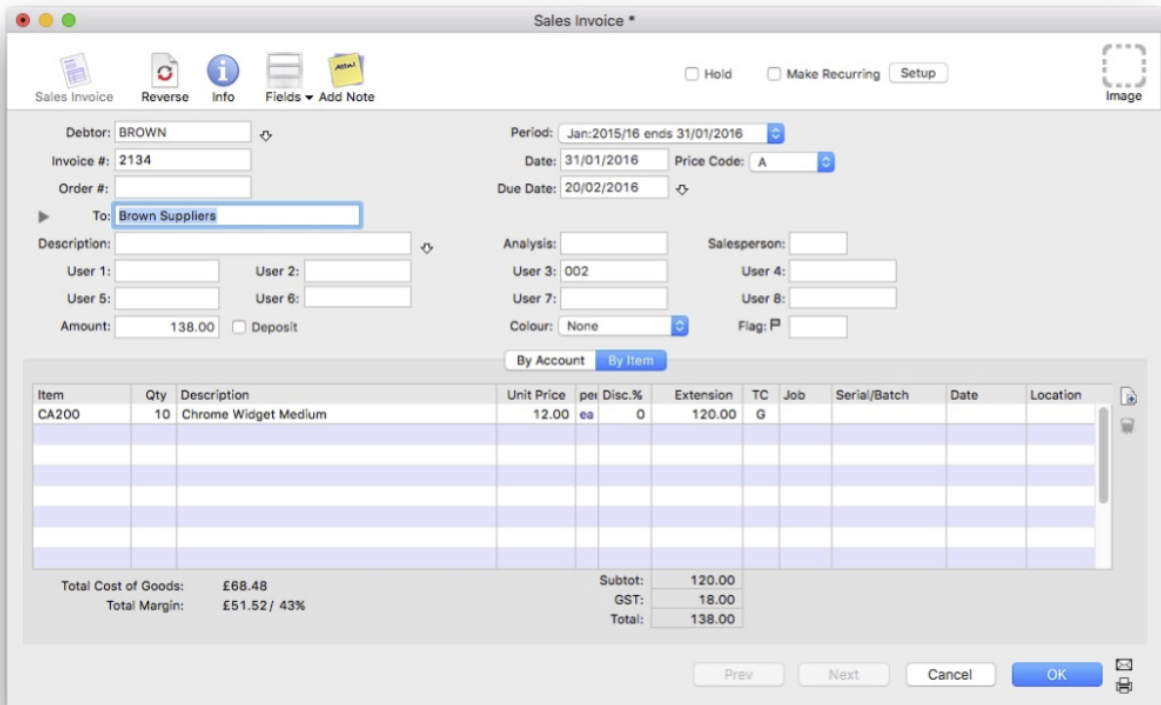
1. To view prices, choose **Pricebook Report** from the reports menu:

Price Book											
Customer Code	Product Code	Special Price	Qty Break1	Price Break1	Qty Break2	Price Break2	Qty Break3	Price Break3	Qty Break4	Price Break4	Exp Date
BSUPP	BA100	20	5	18	10	15	15	12	20	10	28/2/11
BSUPP	BA200	60	10	58	20	55	30	50	40	40	31/12/13
BROWN	BA200	65	5	60	10	50					30/11/10
BROWN	BA100	25	3	22	5	20	10	15			31/12/10
WHITE	BC100	22	2	20	5	15	10	9			1/3/16
BROWN	BC100	3.45	10	3.40	30	3.10	100	3.00			1/3/16

2.

# Using special prices

- There is nothing special you have to do. When entering a sales order or invoice, when you select a combination of custom and product that has special pricing, that pricing will be used. See the previous report example: customer “BSUPP” has a price of \$20 for the product BA100. The price is inserted automatically.



- If the quantity was increased to above a price break level, the price is updated to the relevant price you've specified.

Last update: 2013/12/18 21:14 moneyworks:per\_customer\_pricebook\_v2 [https://www.docs.sussol.net/doku.php/moneyworks:per\\_customer\\_pricebook\\_v2?rev=1387401277](https://www.docs.sussol.net/doku.php/moneyworks:per_customer_pricebook_v2?rev=1387401277)

---

From: <https://www.docs.sussol.net/> - **Sussol Docs**

Permanent link: [https://www.docs.sussol.net/doku.php/moneyworks:per\\_customer\\_pricebook\\_v2?rev=1387401277](https://www.docs.sussol.net/doku.php/moneyworks:per_customer_pricebook_v2?rev=1387401277)

Last update: **2013/12/18 21:14**

