

Pricebook version 3

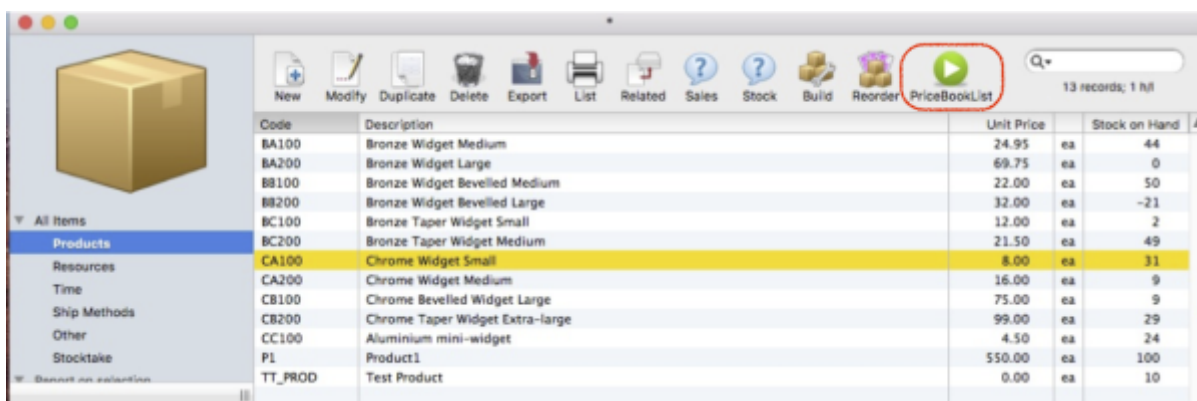
Requires: Moneyworks v8

What it does

This Moneyworks script allows you to record and use a set of prices for each product or a group of products for each of your customers or a group of customers. Prices can include price breaks for different quantities.

Installation

Double-click the script supplied by Sustainable Solutions. Once it is installed, PriceBookList icon will be appear in toolbar of the Product table. To open Product table **Show>Product**



Viewing and Setting prices

1. Show the product list by choosing **Show > Products**
2. Click the **PriceBookList** button in the toolbar. You can see all the prices set for each customer/group of customers for a product/group of product in the list.



- 3.
4. Click **New** button in the toolbar

Group of Customers
✓ Customer WHITE
White Contractors

Product BC100
Bronze Taper Widget Small

Special 10

Qty Break 1 10 Price Break 1 8

Qty Break 2 30 Price Break 2 7

Qty Break 3 50 Price Break 3 6

Qty Break 4 100 Price Break 4 5

Expiry Date: 31/01/2038

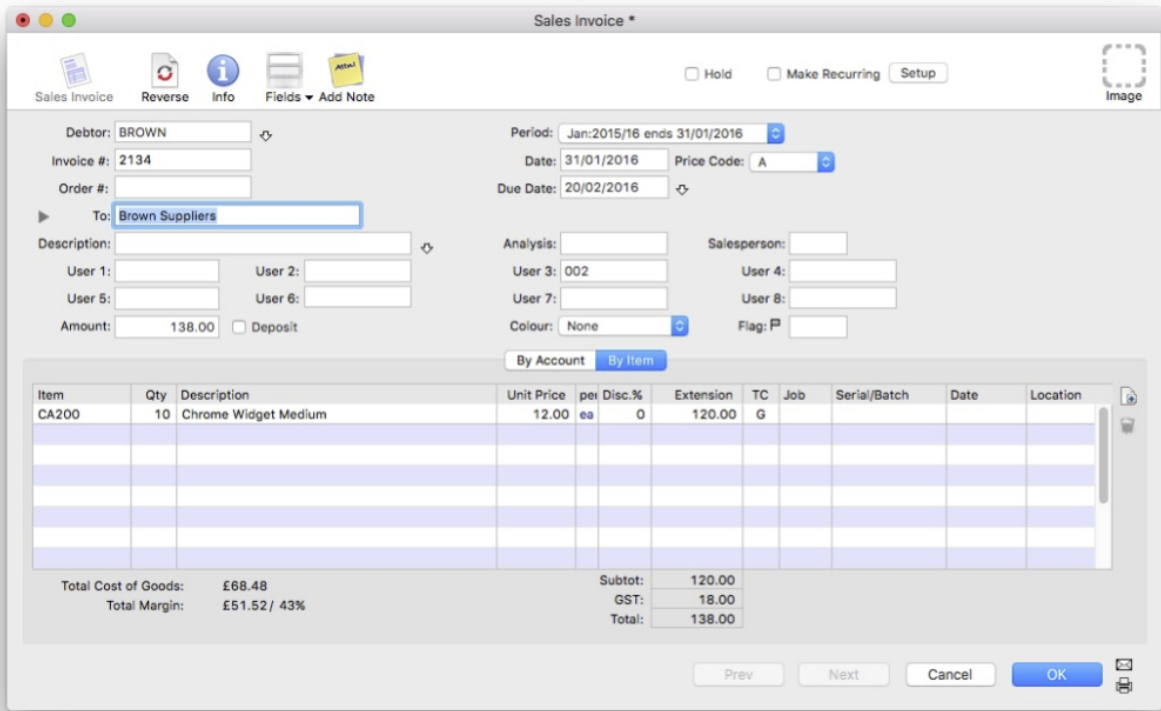
Cancel OK

5.

6. Select **Customer** for customer code and **Group of Customer** for customer group code.
7. Select **Product** for product code and **Group of Product** for product group code.
8. You'll be alerted if you enter an invalid customer/product code.
9. You only have to fill in a **Special price**. Other fields are optional
10. If there is no expiry date for the special prices, enter a date well into the future (e.g. 1/1/50) else it will take default future date. You can't leave it blank.
11. You will get an alert if the record is already in the price book. You can choose to delete or edit the record.

Using special prices

- There is nothing special you have to do. When entering a sales order or Quotes or invoices, when you select a combination of customer and product that has special pricing, that pricing will be used. See the previous report example: customer "BSUPP" has a price of \$20 for the product BA100. The price is inserted automatically.



- If the quantity was increased to above a price break level, the price is updated to the relevant price you've specified.


Important Caveats

If you change the product or name code of an item, the special pricing information will be lost. You will have to re-enter the information for any customer/item combinations that are affected.

Technical information

This script uses Moneyworks' user2 table to store information

Field	Data stored
Key	concatenated product code plus name code
Text	the special price(s) of the item along with the price breaks in format special_price;pricebreak1-specialprice1;pricebreak2-specialprice2;etc (Set to "-1" if the record is no longer needed)
Date1	The expiry date of the price. Set to 1/1/2040 if you don't want the item to expire
Float1	The percentage discount for the item when supplied to this customer. Set to zero if special prices, not discounts are to be used



From:

<https://www.docs.sussol.net/> - **Sussol Docs**

Permanent link:

https://www.docs.sussol.net/doku.php/moneyworks:pricebook_v3?rev=1504166726



Last update: **2017/08/31 08:05**